



LASSO

12V MINI PENDANTS

location:
DRY

SPECIFICATIONS:

DESCRIPTION

Low voltage mini pendant with handcrafted glass.

LAMPING

Standard: 50W Low pressure halogen GY6.35 12V Bi-Pin lamp, lamp included. Suitable for use in an open fixture.

LED: 6W source, dimmable, 85+ CRI, 3000°K CCT, 450 lumens, 30,000 hours. (Available on X, 1XT or 1XC fixtures only).

DIFFUSER

Shade shall be handcrafted glass of various decors. 4.75" Dia. x 3" H

Opening sizes: 24mm top.

CORD

Standard cord is 10' field-adjustable coaxial type with teflon jacket and decorative sleeve at the socketholder. Jacket tint coordinates with metal finish. Cords also available in 15' lengths.

STANDARD PENDANT (1XC, 1XT, X)

Mini pendant comes complete with either dome-style or flat-style canopy. See next page for multi light options with "X" prefix.

QUICK-CONNECT OPTION (XP, RXP, 1XP)

Quick-Connect Jack is compatible with Besa Rail Adapter, or Quick-Connect canopies (order separately).

METAL FINISH

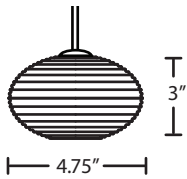
Glass retainer hardware, sleeve and Quick-Connect Jack and/or canopies are finished in either Bronze or Satin Nickel.

LABELS

UL or ETL Listed. Suitable for Damp Locations (interior use only).



LASSO SHOWN IN GLITTER (5612GL) & GOLD GLITTER (5612GD)



561207
OPAL MATTE



Project Information:

For ordering information, see next page

All dimensions provided are nominal. Allowance must be made for dimensional tolerance in handcrafted glasses.

REV 1/17



ORDERING:

CONNECTION	GLASS OPTIONS	LAMP OPTIONS	METAL FINISH	OPTIONS
Quick-Connect	561207 Opal Matte	(blank) 50W Hal	BR Bronze	L 15' cord
XP Jack Only	5612GD Gold Glitter	LED* 6W LED	SN Satin Nickel	
RXP Rail-Ready	5612GL Glitter			
1XP Flat Canopy				

Pendant Fixtures

1XC Dome Canopy

1XT Flat Canopy

Multi light

X For Multi light Canopy



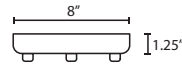
Multi light available See options on right

* LED option is for X, 1XC or 1XT fixtures ONLY.

Ex. 1XT-5612GL-SN Lasso Mini Pendant w/ Glitter Glass, Satin Nickel Finish

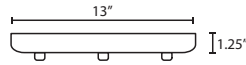
MULTIPOINT CANOPY OPTIONS:

T23X 3 LIGHT ROUND CANOPY



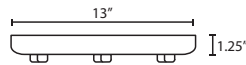
- Suitable for sloped ceilings
- Bronze or Satin Nickel
- 10" Dia. shades MAX, with staggered heights

T23XL 3 LIGHT LARGE ROUND CANOPY



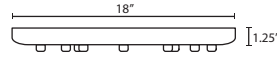
- Suitable for sloped ceilings
- Bronze or Satin Nickel
- 16" Dia. shades MAX, with staggered heights

T26X 6 LIGHT ROUND CANOPY



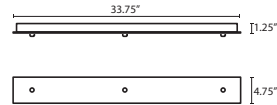
- Suitable for sloped ceilings
- Bronze or Satin Nickel
- 10" Dia. shades MAX, with staggered heights

T29X 9 LIGHT ROUND CANOPY



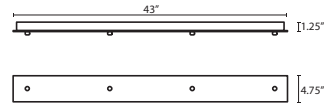
- Suitable for sloped ceilings
- Bronze or Satin Nickel
- 10" Dia. shades MAX, with staggered heights

T23V 3 LIGHT BAR CANOPY



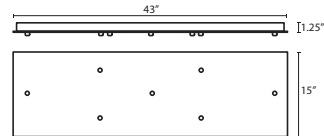
- Suitable for sloped ceilings
- Bronze or Satin Nickel
- 20" Dia. shades MAX, with staggered heights

T24V 4 LIGHT BAR CANOPY



- Suitable for sloped ceilings
- Bronze or Satin Nickel
- 20" Dia. shades MAX, with staggered heights

T27V 7 LIGHT BAR CANOPY



- Suitable for sloped ceilings
- Bronze or Satin Nickel
- 14" Dia. shades MAX, with staggered heights

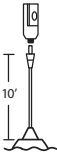
QUICK-CONNECT OPTIONS:

XP PENDANT ELEMENT ONLY



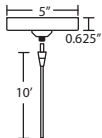
- Pendant Shade and Cord/Socket Set
- 10' Field-adjustable braided coaxial-type cord with a teflon jacket (clear or bronze tint coordinates with metal finish)
- Quick-Connect Jack provided
- Compatible with Besa Canopies and Rail Adapter
- Bronze or Satin Nickel metal finishes

RXP PENDANT + RAIL ADAPTER



- READY FOR RAIL
- Pendant Shade and Cord/Socket Set, plus Rail Adapter
- 10' Field-adjustable braided coaxial-type cord with a teflon jacket (clear or bronze tint coordinates with metal finish)
- Quick-Connect Jack provided
- Compatible with Besa Monorail System
- Bronze or Satin Nickel metal finishes

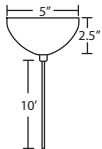
1XP PENDANT + MONOPOINT FLAT CANOPY



- Pendant Shade and Cord/Socket Set, plus Flat Canopy
- 1x electronic 60W dimmable transformer, fits partially in junction box
- 10' Field-adjustable braided coaxial-type cord with a teflon jacket (clear or bronze tint coordinates with metal finish)
- Quick-Connect Jack provided
- Integral Quick-Connect adapter
- Bronze or Satin Nickel metal finishes

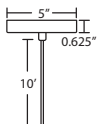
FIXED PENDANT OPTIONS:

1XC 1 LIGHT PENDANT, DOME CANOPY



- NO CORD CUTTING REQUIRED
- Suitable for use on sloped ceilings
- 1x electronic 60W dimmable 120V transformer
- Installs to standard 4" octagonal junction box
- Bronze or Satin Nickel metal finishes

1XT 1 LIGHT PENDANT, FLAT CANOPY



- Suitable for use on sloped ceilings
- 1x electronic 60W dimmable 120V transformer, fits partially in junction box
- Installs to standard 4" octagonal junction box
- Bronze or Satin Nickel metal finishes

X 1 LIGHT PENDANT FOR MULTIPOINT CANOPIES



- Suitable for use on sloped ceilings
- 1x electronic 60W dimmable 120V transformer, fits partially in junction box
- Installs to standard 4" octagonal junction box
- Bronze or Satin Nickel metal finishes

HOW TO ORDER A MULTILIGHT FIXTURE

Order your canopy with the selected 12V multi light pendants (indicated by "X" prefix) for the complete fixture:

Example: 1x T23XL-SN (3 Light Large Round Canopy)

1x X-719819-SN (Karli Pendant in Carrera)

1x X-7198HN-SN (Karli Pendant in Honey)

1x X-719841-SN (Karli Pendant in Garnet)

CORD LENGTH OPTIONS:

15Ft. CORD LENGTH:

For longer 15' cord, add an "L" to the end of the item number, i.e. 1XP-174352-SNL.